



Name: _____

Due Date: _____



During your study of Spanish, we have spoken about some Spanish speaking artists. Hopefully you have liked some of the styles that you have seen. Now you will have the opportunity to express a style that you like. In this project you will do the following thing:

I. First part:

1. Choose a famous artist from the Spanish Speaking world that interests you. (We are going to the computer lab so that you can select this person and begin an investigation.)
2. Continue looking for information on the life and the art of this person. (We will spend an additional class in the computer lab.)
3. Create a pamphlet using MICROSOFT PUBLISHER that includes: (We will spend another day in the computer lab.)
 - name of the exhibit (imaginary)
 - Gallery/address/telephone (present in Hispanic country - not in the U.S.A.)
 - The dates and hours of the Exhibition
 - Price of a ticket in currency of the country
 - works included in the Exhibit by your artist
 - Information on the life and the art of the artist
 - *** complete paragraph that describes your impressions of the artists life and work
 - (¡OJO!: This part it is worth a lot of credit and it must be your own work. **(NOT THE WORK OF A TRANSLATOR)**)

Structure: You must use a minimum of the 3 of the following structures. . .

1. Indicative: The present, the past, the imperfect, the future, the potential (conditional),

2. Subjunctive: The present

3. Imperative: (Commands)

Vocabulary: Should include a great variety of words and expressions that refer to this subject.

Aesthetic: It's important that your pamphlet is attractive. Even though it is done on the computer it must show your personal creativity. That means it can't look like any other pamphlet.

II. Second part:

1. Choose a work of art from the artist you selected that you are most attracted to.
2. You will have five days in class to sketch and paint. It can be a painting, a picture or self-portrait. (Bring your own apron to protect your clothes.)
3. Create a card index that contains the name of the art work, the artist that painted it, the date of the work, and of course, your name.

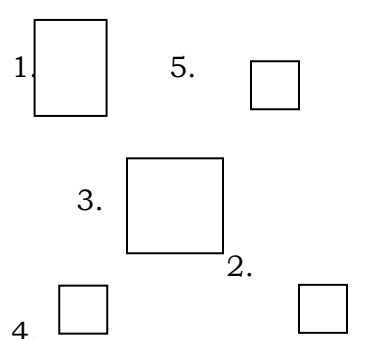
Index card written in Spanish: (No exceptions on the Following!)

-The title of the work by ... (The / The Artist) -The date of the work (year) -Your name

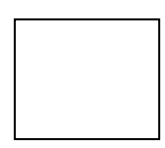
Booklet Outline:

ALL WRITTEN IN SPANISH!

Outside:

Third Panel	Middle Panel	First Panel
<p>Pictures of all the works included on display with title and date (including the work reproduced by you)</p> 	<p>[Works Cited / Consulted]</p> <p>5 resources</p> <p>Student Name</p>	<p>Display Name (original) Current Gallery name - preferably from the hometown of the artist or at least in a Spanish-speaking city Address (current) Phone (current) The hours / day / date display Ticket price currency (appropriate) adults / children, students / seniors</p>

Inside:

First Panel	Middle Panel	Third Panel
<p>Picture of the artist:</p>  <p>A list of the most important dates from their personal and professional life. Begin with when they were born and if applicable end with their death. (A time line)</p>	<p>Information about their personal and professional life and any other pertinent information.</p> <p>Ex.) <u>N</u> was born (preterit) on ___ in City, Country. He <u>attended</u> (preterit) the Institute of Art for four years. He didn't <u>know</u> (imperfect-IND) it at the time, but he <u>would become</u> (conditional) one of the world's greatest painters. He <u>was</u> (imperfect) a true renaissance man!</p>	<p>Many <u>have called</u> (present perfect-IND) his work the greatest example we <u>have</u> (present-IND) today of...</p> <p>If it were (imperfect-SUB) possible to speak to him today, people would tell (conditional) him that...</p> <p>***My personal impressions: (1 paragraph)</p> <p>Come (IMP-Ud./Uds.) to the exhibit and see (IMP-Ud./Uds.) the beautiful masterpieces by...</p> <p>150-250 words</p>

Name _____

Due Date _____

Rubric:

I. The brochure

Exhibit Name (3 points) _____

Gallery (3 points)

 Name (1) _____

 Complete address (1) _____

 Telephone (1) _____

The dates and times of the exhibition (3 points) _____

Price of a ticket (3 points) _____

List / Image of the other works (5 points) _____

Aesthetics (10 points) _____

Information about the artist:

 Work-cited/consulted list (5) _____

 Facts of Life (5) _____

 Vocabulary (20) _____

 Structure / Grammar (15) _____

TOTAL (75 points) _____

II. The artwork

Proper technique (5 points) _____

Appropriate card (5 points) _____

Using time in class (15 points) _____

TOTAL (25 points) _____

Final Grade _____ / 100